
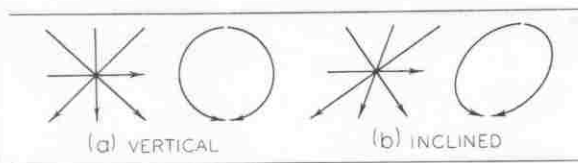


# LETTERING



## THE SEVEN S's OF LETTERING

1. STYLE: ARCHITECTURAL, CREATIVE, "ARTISTIC", BUT ALWAYS UNIFORM!
2. SHAPE: WIDTH VS. HEIGHT RATIOS IN A SQUARE AREA SHOULD BE MAINTAINED.
3. STROKES: SINGLE, INDIVIDUAL STROKES. VERTICAL FIRST THEN OTHERS.



ANCHOR BOLT                      ANCHOR BOLT  
 VERTICAL LETTERS              SLOPING LETTERS

EXAMPLE:


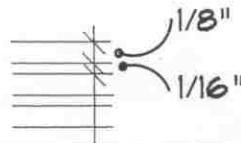


Fig. 4.15 Basic Lettering Strokes.

4. SLOPE: VERTICAL OR INCLINED. VERTICAL MOST ACCEPTED.
5. SIZE: 1/8" HEIGHT IS STD. FOR NORMAL TEXT WITH 1/16" SPACING.

### SPACING BETWEEN LINES OF TEXT

ANCHOR BOLT  
 4" CONCRETE SLAB  
 1" NON-SHRINK GROUT



6. STABILITY: AVOID TOP HEAVY LETTERS. BOTTOMS BIGGER THAN TOPS.
7. SPACING: VERTICAL LETTERS REQUIRE MORE SPACE THAN CURVED LETTERS.

EXAMPLE:

PLYWOOD    PLYWOOD  
 (Good)                      (Poor)

BE NEAT! BE CONSISTENT! BE UNIFORM!

UNIVERSITY OF TOLEDO  
 ENGINEERING TECHNOLOGY DEPT.  
 ARCT-1100 ARCHITECT. GRAPHICS

*LETTERING*

SEMESTER: \_\_\_\_\_

CLASS HANDOUT: \_\_\_\_\_

LT-1

# GUIDELINES

HORIZONTAL & VERTICAL GUIDELINES SHOULD ALWAYS BE USED!!!

USE LIGHT PENCIL LINES.

DRAW LINES WITH A STRAIGHTEDGE AND MEASURE SPACING.

USE A LETTERING GUIDE.

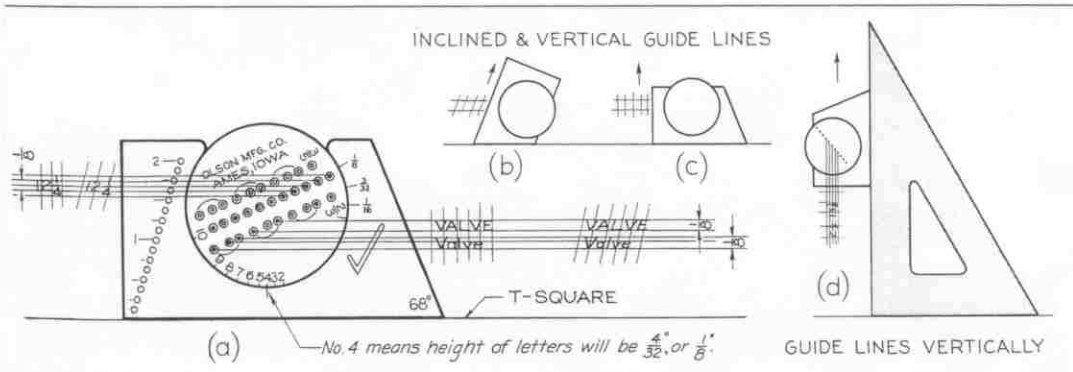
STAY INSIDE THE LINES!!!

ROPE-WICK WEEPS AT
16" O. C.
W 18 x 45 WIDE FLANGE BEAM
WELD BLOCK TIES TO BEAM
FILL MASONRY CAVITY SOLID
W/ GROUT

PLACE A LIGHT LINE TO ALIGN TEXT VERTICALLY

USE LIGHT GUIDELINES TO SET HORIZONTAL LETTERS

## AMES LETTERING GUIDE



## PENCIL TIPS

USE A SLIGHTLY ROUNDED TIP WITH A THICKER PENCIL LEAD



A SHARP POINT WILL BREAK EASILY AND CAUSE UNEVEN LETTER STROKES



A ROUNDED TIP WILL GIVE BETTER CONTROL OF YOUR LETTER STYLE

UNIVERSITY OF TOLEDO  
ENGINEERING TECHNOLOGY DEPT.  
ARCT-1100 ARCHITECT. GRAPHICS

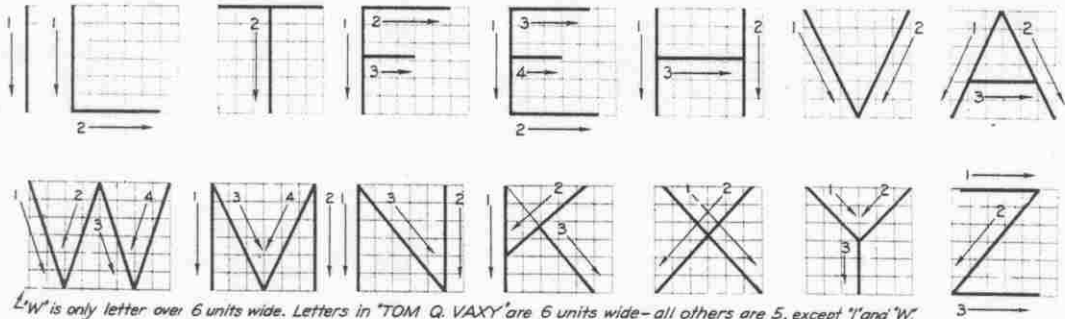
**LETTERING**

SEMESTER: \_\_\_\_\_

CLASS HANDOUT: \_\_\_\_\_

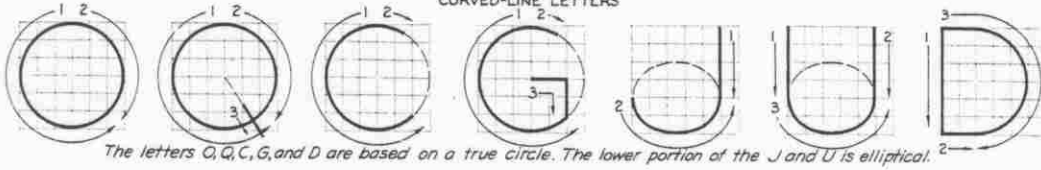
**LT-2**

STRAIGHT-LINE LETTERS



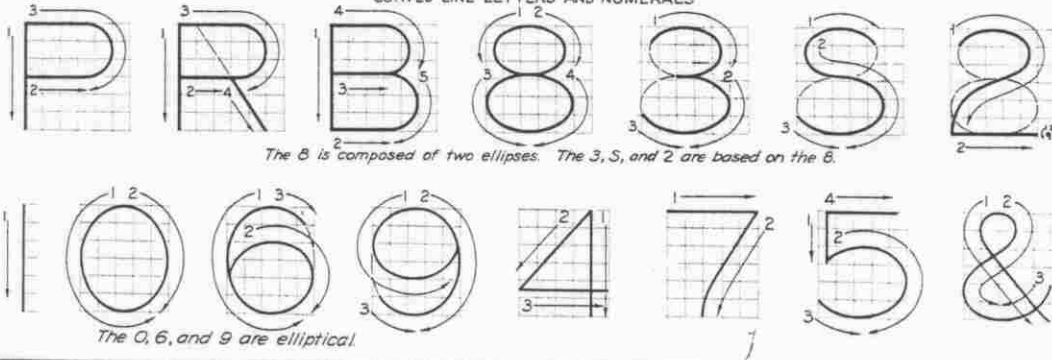
*W is only letter over 6 units wide. Letters in "TOM Q. VAXY" are 6 units wide—all others are 5, except "I" and "W".*

CURVED-LINE LETTERS



*The letters O, Q, C, G, and D are based on a true circle. The lower portion of the J and U is elliptical.*

CURVED-LINE LETTERS AND NUMERALS



*The O, 6, and 9 are elliptical.*

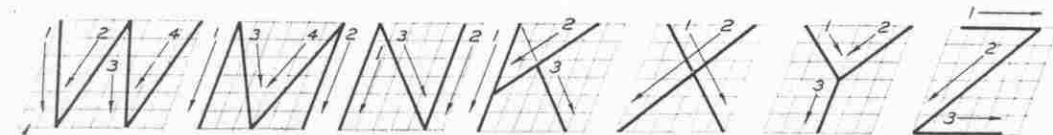
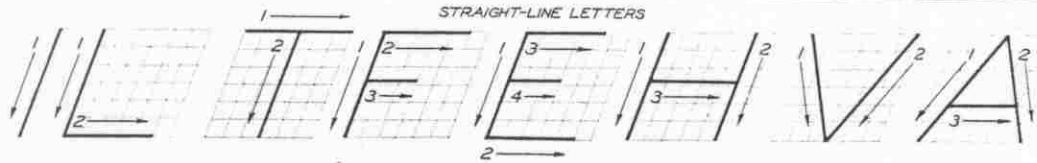
UNIVERSITY OF TOLEDO  
ENGINEERING TECHNOLOGY DEPT.  
ARCT-1100 ARCHITECT. GRAPHICS

VERTICAL  
GOTHIC

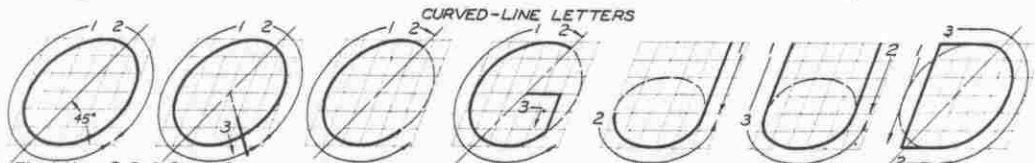
SEMESTER: \_\_\_\_\_

CLASS HANDOUT: \_\_\_\_\_

LT-3

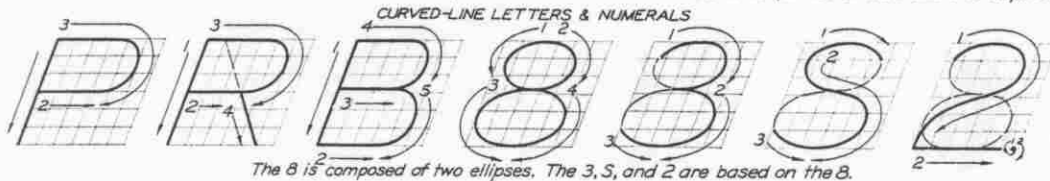


W is only letter over 6 units wide. Letters in TOM Q VAXY are 6 units wide - all others are 5, except T and W.

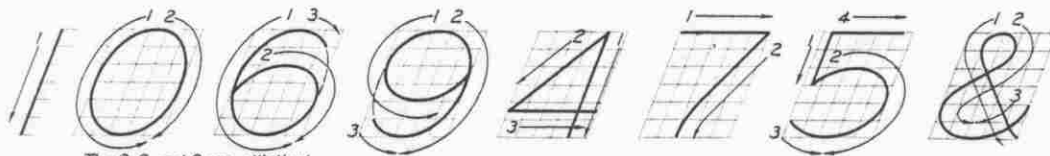


The letters Q, C, G, and D are based on a true ellipse.

The lower portion of the J and U is elliptical.



The 8 is composed of two ellipses. The 3, S, and 2 are based on the 8.



The 0, 6, and 9 are elliptical.

UNIVERSITY OF TOLEDO  
ENGINEERING TECHNOLOGY DEPT.  
ARCT-1100 ARCHITECT. GRAPHICS

INCLINED  
GOTHIC

SEMESTER: \_\_\_\_\_

CLASS HANDOUT: \_\_\_\_\_

LT-4